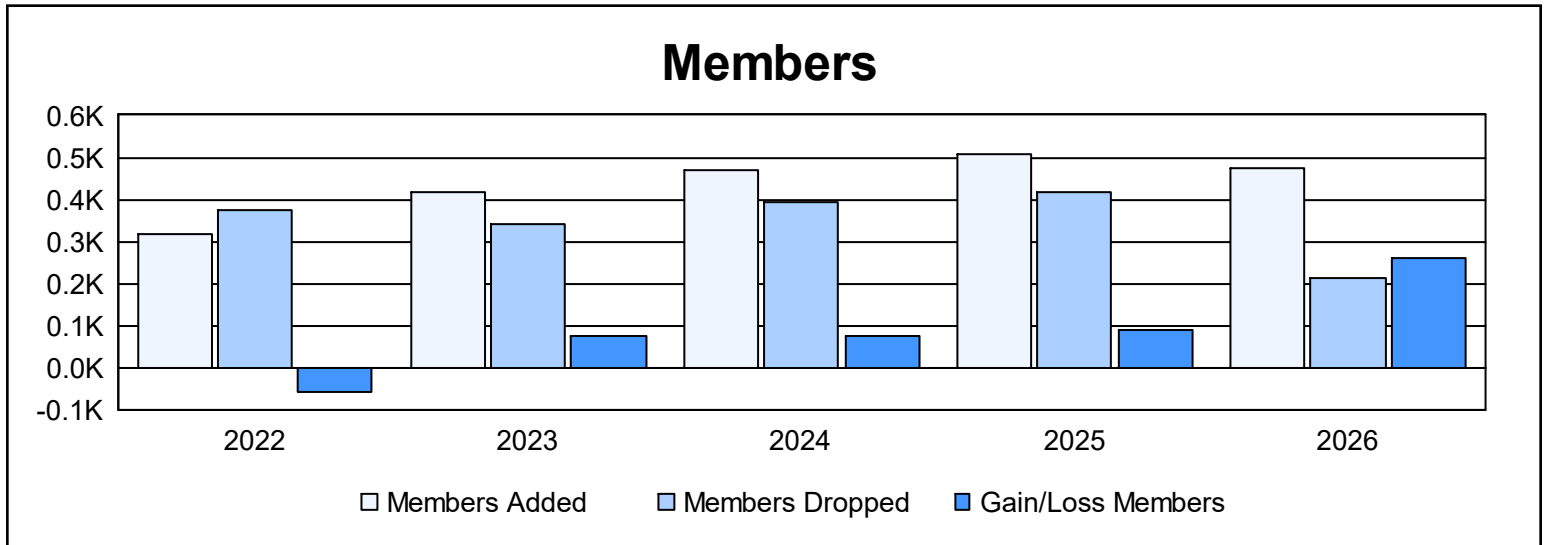
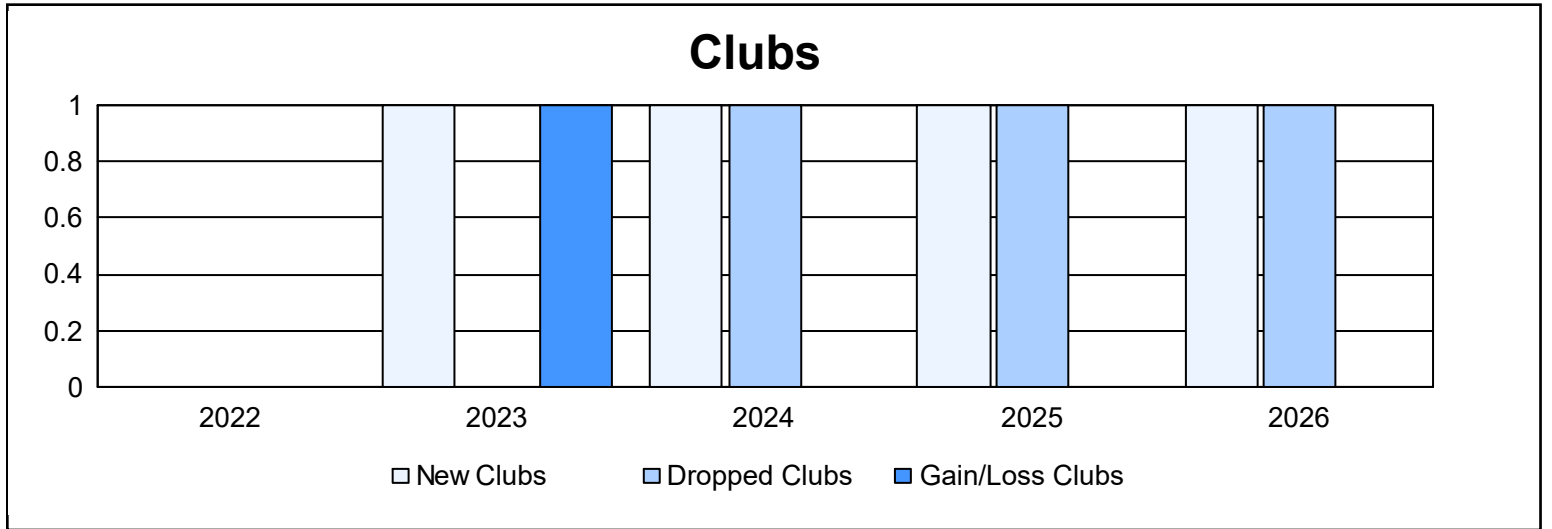
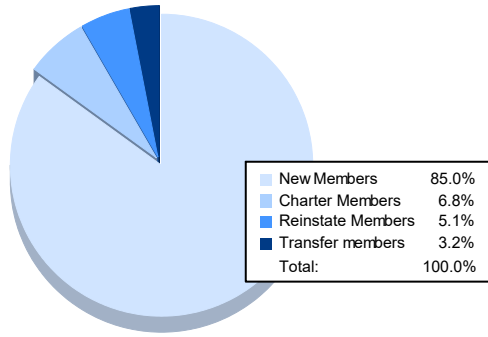


| Year | New Clubs | Dropped Clubs | Gain/ Loss Clubs | New Members | Charter Members | Reinstate Members | Transfer Members | Total Member Added | Total Members Dropped | Gain/ Loss Members |
|----------------|-----------|---------------|------------------|-------------|-----------------|-------------------|------------------|--------------------|-----------------------|--------------------|
| 2021-2022 | 0 | 0 | 0 | 288 | 1 | 24 | 4 | 317 | 375 | -58 |
| 2022-2023 | 1 | 0 | 1 | 352 | 39 | 17 | 9 | 417 | 342 | 75 |
| 2023-2024 | 1 | 1 | 0 | 390 | 33 | 19 | 26 | 468 | 394 | 74 |
| 2024-2025 | 1 | 1 | 0 | 446 | 30 | 16 | 16 | 508 | 419 | 89 |
| 2025-2026 | 1 | 1 | 0 | 402 | 32 | 24 | 15 | 473 | 211 | 262 |
| Average | 1 | 1 | 0 | 376 | 27 | 20 | 14 | 437 | 348 | 88 |



Membership Composition May 2026 Cumulative



Gender Composition May 2026 Cumulative

